

INVESTMENT OBJECTIVE AND STRATEGY

The Gryphon Capital Income Trust (ASX Code: GCI) is a listed trust designed to provide investors with sustainable, monthly income (Target Return equal to RBA Cash Rate +3.50% pa) through exposure to the Australian Securitisation market. This asset-class, primarily consisting of Residential Mortgage-Backed Securities (RMBS) and Asset Backed Securities (ABS), is a key pillar of the Australian fixed income market.

GCI's 3 strategic objectives

- 1. Sustainable monthly cash income
- 2. High risk-adjusted return
- 3. Capital Preservation

FUND PERFORMANCE

	1 Mth	3 Mth	6 Mth	1 Yr	3 Yr (Ann)	5 Yr (Ann)	Incep (Ann) ²
NTA Net Return (%)	0.70	2.20	4.69	9.54	7.04	6.22	6.01
Distribution (¢/unit)	1.43	4.31	8.59	17.37	14.11	12.00	11.44
Distribution ¹ (%)	0.71	2.16	4.35	9.01	7.26	6.14	5.85
Target Return (%)*	0.66	1.98	3.96	8.05	6.21	5.27	5.22
Excess Return (%)**	0.05	0.18	0.38	0.89	0.99	0.83	0.61

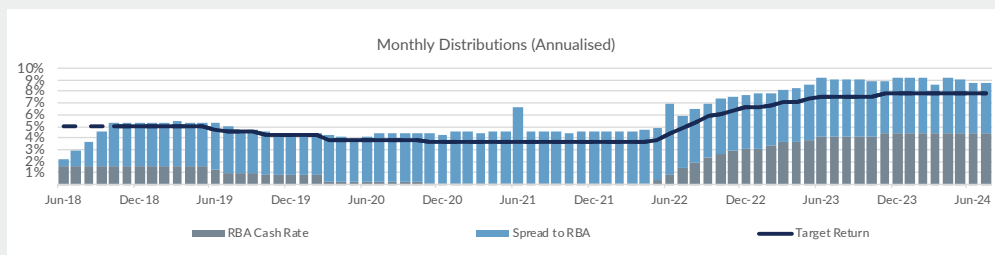
¹ Actual distribution as % of NTA, assuming distribution reinvestment.
² Inception date — 21 May 2018.

* Target Return = RBA Cash Rate +3.50% p.a.
 ** Geometric excess return

Note: Past performance is not a reliable indicator of future performance. All investments carry risks, including that the value of investments may vary, future returns may differ from past returns, and that your capital is not guaranteed. The comparison to the RBA Cash Rate is not intended to compare an investment in GCI to a cash holding. The RBA Cash Rate is displayed as a reference to the target return for GCI. The GCI investment portfolio is of higher risk than an investment in cash. To understand the Trust's risks better, please refer to the most recent PDS available at gcainvest.com/our-lit.

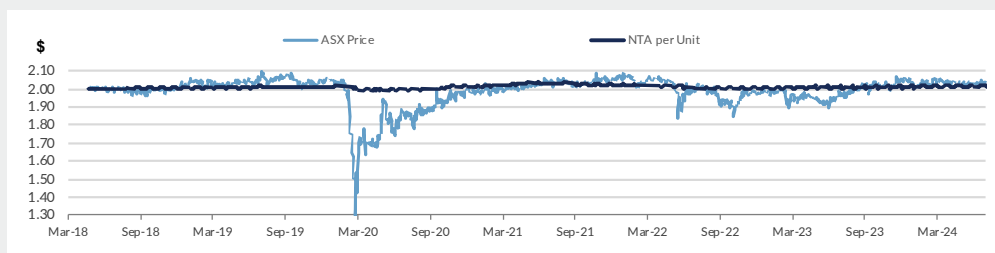
DISTRIBUTION

GCI announced a 1.43 cents per unit distribution for the month, representing an annualised yield of 8.71% (net)³.



³ July 2024 distribution as % of NTA, annualised.

NET TANGIBLE ASSET (NTA) / UNIT AND ASX PRICE PERFORMANCE



continued overleaf...

ABOUT THE MANAGER[†]

Gryphon Capital Investments Pty Ltd ("Gryphon") is a wholly owned subsidiary of Barings, one of the world's leading asset managers managing over USD\$409 Billion AUM, with more than 1,200 external clients and 1,800 professionals globally.

The Gryphon team has joined the Global Structured Finance team at Barings, with investment professionals based in Charlotte, North Carolina, London and Brisbane. Ashley Burtenshaw and Steven Fleming continue to be the portfolio managers for GCI.

[†] as at 30 June 2024

SNAPSHOT

ASX Code	GCI
IPO Date	25 May 2018
Asset	Fixed Income, floating rate
Market Cap/Unit	\$681.2m/\$2.03
NTA/Unit	\$673.8m/\$2.01
Investment Management Fee ⁴	0.72% p.a.
Performance Fee	None
Distributions	Monthly
Unit Pricing	Daily

⁴ Includes GST, net of reduced input tax credits

CHARACTERISTICS

Current Yield ⁵	8.71%
Distributions (12m) ⁶	9.01%
RBA Cash Rate	4.35% p.a.
Interest Rate Duration	0.05 years
Credit Spread Duration	1.06 years
Number of Bond Holdings	112
Number of Underlying Mortgage Loans	76,170

⁵ July 2024 distribution as % of NTA, annualised.

⁶ Actual distribution for the 12 months to 31 July, as % of NTA, assuming distribution reinvestment.

FURTHER INFORMATION AND ENQUIRIES

Gryphon Capital Income Trust
www.gcainvest.com/our-lit

General

Email info@gcainvest.com

Boardroom (Unit Registry)

Phone 1300 737 760

Email enquiries@boardroomlimited.com.au

COMMENTARY

After a busy end to the Financial Year, as expected the public new issue market took a breath as the Northern Hemisphere went on their summer holidays and the world watched the Paris Olympics.

In July, there was only four public, new issues executed including an issuer’s inaugural reverse mortgage, RMBS transaction and the first issued in the Australian market since pre-GFC.

Due to a combination of credit, relative value and portfolio optimisation considerations, the Gryphon investment committee elected not to participate in any of these transactions.

PARTIES

Responsible Entity

One Managed Investment Funds Limited
ACN 117 400 987 AFSL 297042

Manager

Gryphon Capital Investments Pty Ltd
ACN 167 850 535 AFSL 454552

AVAILABLE PLATFORMS INCLUDE:

- AMP North Asgard eWrap
- BT Panorama HUB24
- Macquarie — Manager / Consolidator
- Netwealth Wrap

FURTHER INFORMATION AND ENQUIRIES

Gryphon Capital Income Trust
www.gcapinvest.com/our-lit

General

Email info@gcapinvest.com

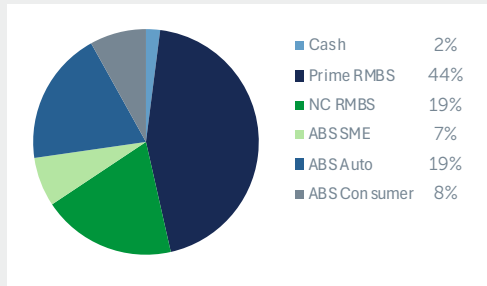
Boardroom (Unit Registry)

Phone 1300 737 760

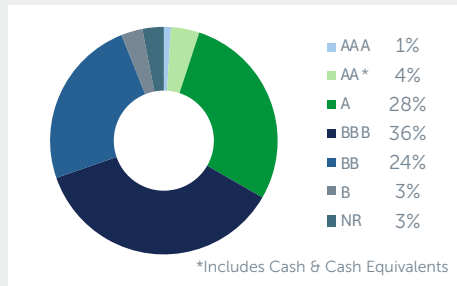
Email enquiries@boardroomlimited.com.au

PORTFOLIO CONSTRUCTION

SECTOR ALLOCATIONS¹



RATING BREAKDOWN¹



¹ Excludes Manager Loan.

PORTFOLIO UNDERLYING RESIDENTIAL MORTGAGE LOAN STATISTICS²

	Total	Prime	Non-conforming ³
No. of Underlying Loans	76,170	70,289	5,881
Weighted Average Underlying Loan Balance	\$405,365	\$330,092	\$580,622
Weighted Average LVR	65%	63%	68%
Weighted Average Seasoning	27 months	31 months	18 months
Weighted Average Interest Rate	7.17%	6.89%	7.80%
Owner Occupied	62%	61%	63%
Interest Only	22%	21%	24%
90+ Days in Arrears as % of Loans	0.97%	0.65%	1.73%
% Loans > \$1.5m Balance	6.61%	2.58%	15.98%

² Please note that although the values in this Investment Report are accurate portfolio statistics, the return and performance of actual credit instruments invested in are assessed individually.

³ Non-conforming loans are residential mortgage loans that would not typically qualify for a loan from a traditional prime lender and are generally not eligible to be covered by LMI. Borrowers may not qualify due to past credit events, non-standard income (self employed) or large loan size.

ABS RATING BREAKDOWN

Sub sector	%	A	BBB	BB	B
ABS SME	7.2%	3.5%	1.8%	1.9%	–
ABS Auto	19.2%	3.6%	9.3%	4.7%	1.6%
ABS Consumer	8.1%	1.5%	3.7%	2.2%	0.7%
Total	34.5%	8.6%	14.8%	8.8%	2.3%

continued overleaf...

SME PORTFOLIO UNDERLYING MORTGAGE LOAN STATISTICS⁴

No. of Underlying Loans	3,359	Borrower Type	
Weighted Average Underlying Loan Balance	\$389,936	SMSF	45.6%
Weighted Average LVR	59.8%	Company	25.8%
% > 80% LVR	2.20%	Individual	28.6%
Weighted Average Borrowers' Equity	\$361,336	Property Type	
90+ Days in Arrears as % of Loans	0.23%	Residential	33.1%
% > \$1.5m Current Balance	1.76%	Commercial	65.4%
		Mixed	1.5%

⁴Please note that although the values in this Investment Report are accurate portfolio statistics, the return and performance of actual credit instruments invested in are assessed individually.

DISTRIBUTIONS (%)

Fin. Year	Jul	Aug	Sep	Oct	Nov	Dec	Jan	Feb	Mar	Apr	May	Jun	YTD ²
2025	0.71												0.71
2024	0.73	0.74	0.71	0.73	0.70	0.75	0.75	0.70	0.71	0.73	0.74	0.69	9.04
2023	0.49	0.53	0.55	0.61	0.60	0.64	0.64	0.58	0.66	0.65	0.70	0.73	7.64
2022	0.38	0.38	0.37	0.37	0.37	0.38	0.38	0.35	0.38	0.38	0.41	0.55	4.79
2021	0.36	0.36	0.36	0.37	0.35	0.36	0.37	0.34	0.37	0.36	0.38	0.53	4.61
2020	0.42	0.38	0.38	0.38	0.35	0.36	0.36	0.34	0.36	0.33	0.33	0.34	4.40
2019	0.24	0.31	0.37	0.44	0.43	0.44	0.44	0.40	0.45	0.42	0.44	0.43	4.92

FUND RETURNS (NET)¹ (%)

Fin. Year	Jul	Aug	Sep	Oct	Nov	Dec	Jan	Feb	Mar	Apr	May	Jun	YTD ²
2025	0.70												0.70
2024	0.69	0.77	0.74	0.83	0.69	0.75	0.77	0.86	0.81	0.73	0.75	0.73	9.52
2023	0.12	0.60	0.52	0.56	0.64	0.65	0.66	0.71	0.69	0.66	0.73	0.71	7.50
2022	0.37	0.44	0.32	0.29	0.25	0.37	0.40	0.28	0.27	0.23	0.38	0.16	3.83
2021	0.36	0.39	0.49	0.71	0.67	0.37	0.33	0.57	0.45	0.61	0.68	0.48	6.29
2020	0.74	0.43	0.35	0.41	0.38	0.39	0.38	0.34	(0.45)	0.36	0.30	0.41	4.12
2019	0.25	0.31	0.39	0.44	0.45	0.45	0.50	0.42	0.49	0.43	0.42	0.45	5.12

continued overleaf...

PARTIES

Responsible Entity

One Managed Investment Funds Limited
ACN 117 400 987 AFSL 297042

Manager

Gryphon Capital Investments Pty Ltd
ACN 167 850 535 AFSL 454552

AVAILABLE PLATFORMS INCLUDE:

AMP North Asgard eWrap
BT Panorama HUB24
Macquarie — Manager / Consolidator
Netwealth Wrap

FURTHER INFORMATION AND ENQUIRIES

Gryphon Capital Income Trust
www.gcapinvest.com/our-lit

General

Email info@gcapinvest.com

Boardroom (Unit Registry)

Phone 1300 737 760

Email enquiries@boardroomlimited.com.au

TOTAL UNITHOLDER RETURNS³ (%)

Fin. Year	Jul	Aug	Sep	Oct	Nov	Dec	Jan	Feb	Mar	Apr	May	Jun	YTD ²
2025	0.70												0.70
2024	3.11	1.52	1.73	1.73	(0.54)	4.01	(1.21)	1.68	0.70	0.23	0.24	1.18	15.23
2023	1.77	0.53	(2.50)	(0.66)	4.30	0.39	1.66	0.59	(0.34)	(0.60)	0.98	(0.79)	5.34
2022	1.36	0.87	(1.60)	0.87	1.84	0.37	0.37	(1.12)	1.86	(0.12)	(0.09)	(3.14)	1.39
2021	8.15	1.45	(0.90)	3.33	0.63	3.73	(0.62)	(0.67)	2.17	1.12	0.88	1.03	21.83
2020	2.35	(1.54)	1.34	(1.56)	0.34	0.36	0.85	(2.60)	(16.73)	3.12	7.76	(3.75)	(11.43)
2019	0.24	0.06	(0.90)	1.97	(1.07)	2.48	2.43	(0.10)	(1.03)	0.42	2.43	0.91	8.03

¹ Fund Return reflects compounded movements in the NTA.

² Assuming monthly compounding.

³ Total Unitholder Returns comprises compounded distributions plus compounded movements in the listed price of ASX:GCI.

Disclaimer: Past performance is not a reliable indicator of future performance. All investments carry risks, including that the value of investments may vary, future returns may differ from past returns, and that your capital is not guaranteed. The comparison to the RBA Cash Rate is not intended to compare an investment in GCI to a cash holding. The RBA Cash Rate is displayed as a reference to the target return for GCI. The GCI investment portfolio is of higher risk than an investment in cash. To understand the Trust's risks better, please refer to the most recent PDS available at www.gcapinvest.com/our-lit.

PARTIES

Responsible Entity

One Managed Investment Funds Limited
ACN 117 400 987 AFSL 297042

Manager

Gryphon Capital Investments Pty Ltd
ACN 167 850 535 AFSL 454552

AVAILABLE PLATFORMS INCLUDE:

AMP North Asgard eWrap
BT Panorama HUB24
Macquarie — Manager / Consolidator
Netwealth Wrap

FURTHER INFORMATION AND ENQUIRIES

Gryphon Capital Income Trust
www.gcapinvest.com/our-lit

General

Email info@gcapinvest.com

Boardroom (Unit Registry)

Phone 1300 737 760

Email enquiries@boardroomlimited.com.au

ASX release date: 21 August 2024

Authorised for release by One Managed Investment Funds Limited, the responsible entity of Gryphon Capital Income Trust.

One Managed Investment Funds Limited (ABN 47 117 400 987) (AFSL 297042) (OMIFL) is the responsible entity of the Gryphon Capital Income Trust (ARSN 623 308 850 ("Fund"). Information contained in this document was prepared by Gryphon Capital Investments Pty Ltd (ACN 167 850 535) (Gryphon). While neither OMIFL nor Gryphon has any reason to believe the information is inaccurate, the truth or accuracy of the information cannot be warranted or guaranteed. Before making any decision regarding the Fund, investors and potential investors should consider the Product Disclosure Statement (PDS), the Target Market Determination (TMD), available at www.gcapinvest.com/our-lit, and other continuous disclosures available on the Australian Securities Exchange ("ASX") website (Disclosure Material). The Disclosure Material contains important information about investing in the Fund and it is important investors obtain and read the Disclosure Material before making a decision about whether to acquire, continue to hold or dispose of units in the Fund. This document contains general information only and is not intended to be financial product advice. It does not take into account any person's (or class of persons') investment objectives, financial situation or particular needs, and should not be used as the basis for making investment, financial or other decisions. Investors should also consult a licensed financial adviser before making an investment decision in relation to the Fund. This document may contain forward-looking statements based on current expectations, estimates, and projections about the Fund's business and the industry in which the Fund invests. Readers are cautioned not to place undue reliance on these forward-looking statements. Neither OMIFL nor Gryphon undertakes any obligation to revise any such forward-looking statements to reflect events and circumstances after the date of this publication. Past performance is not indicative of future performance. Neither OMIFL or Gryphon nor any other person associated with the Fund guarantees or warrants the future performance of the Fund, the return on an investment in the Fund, the repayment of capital or the payment of distributions from the Fund. To the extent permitted by law, no liability is accepted by OMIFL, Gryphon or their respective directors for any loss or damage as a result of any reliance on this information. Information in this document is current as at 31 July 2024.